

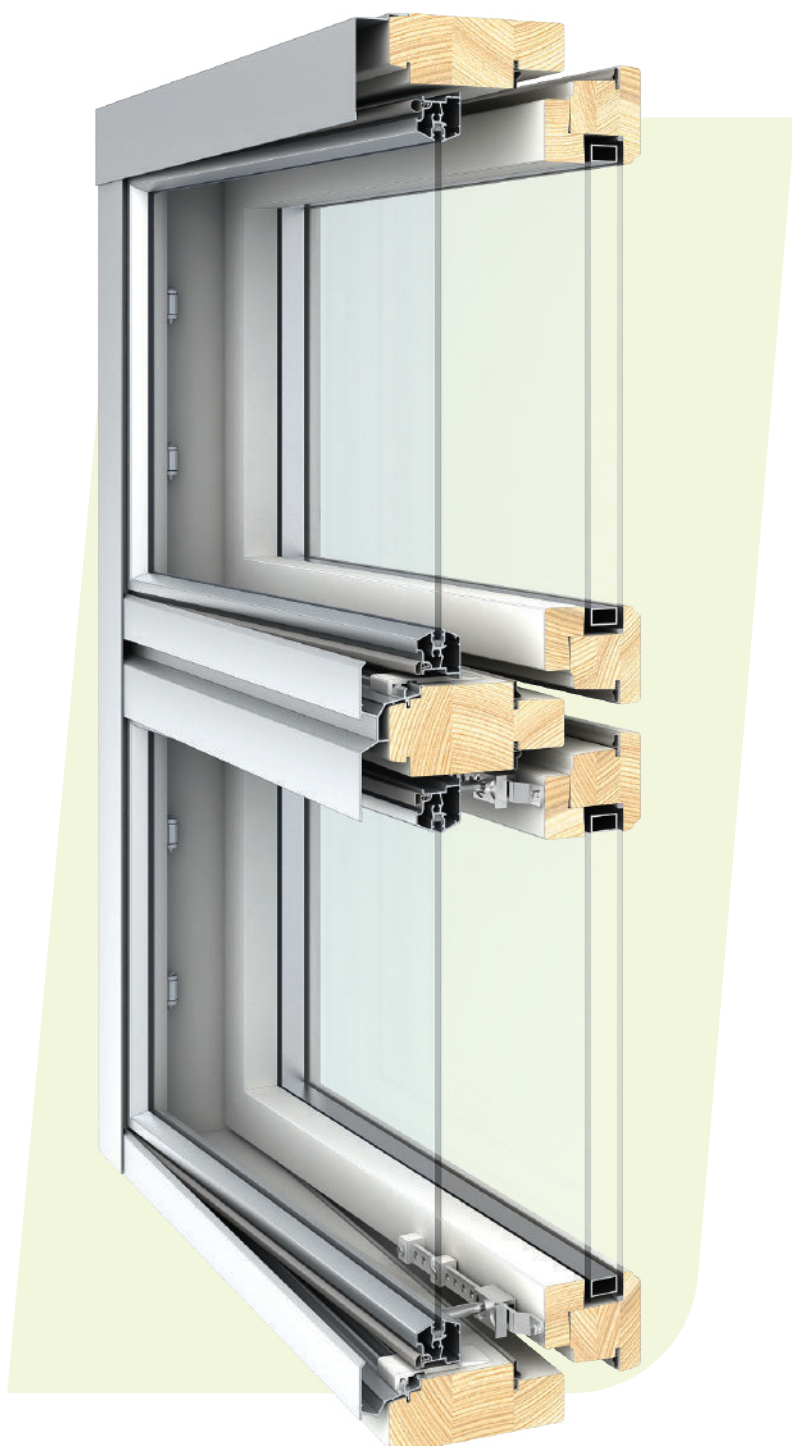
## TURN OPENABLE WOOD-ALUMINIUM WINDOW

### Insulation:

U-value with standard glass 0,75 W/m²K

### Sound insulation:

Standard glass  $R_w$  = 42-48 dB  
Ctr = 35-45 dB



Durable, energy efficient and easy to maintain **Fenestra Passive** windows are an excellent option for any home. This is a turn and tilt wood aluminium window, the architrave is covered with aluminium profiles and the outer frame is made of aluminium. Thanks to special glass coverings and insulating strips, the window has excellent thermal resistance. Fenestra Passive is a good option for low energy housing. The windows can be ordered and fitted with air vents, mosquito nets, venetian blinds, ventilation frames and hatches as well as decorative edging. The model comes in a variety of finishing options. All our products are tested by approved test labs.

## TECHNICAL SPECIFICATIONS

Airtightness 4  
Resistance to wind load class C3  
Impermeability E750

test measure 1 190 x 1 190 (EES Oy)

## WOOD

Wood has been selected and processed based on quality standard RT 103241. Architraves are made of glued laminated timber (pine) with at least three layers using weatherproof glue D4. Window frames are made of knotless pine and there are no finger joints on the visible stained/glazed surface.

## ALUMINIUM

Weatherproof and easy-to-maintain aluminium parts are powder coated or anodized. There are a wide range of colour options, ask for further information.

## FITTINGS

Fittings (SG & Otlav) and handles (SG & Mira) are included in standard accessories. Handles come in a variety of models and colours.

## DIMENSIONS AND SHAPE

Standard architrave depth options 130 mm, 170 mm and 210 mm. Recommended frame area 3 m<sup>2</sup>, recommended architrave area 6 m<sup>2</sup>.

Larger dimensions available for special solutions.

## GLASSES

The inside frame uses double glazing with selective surface, filled with argon gas. 4 mm glass is the standard choice for the outer frame.

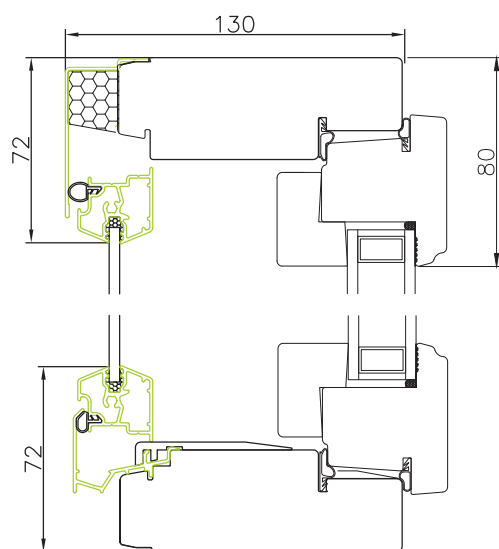
Possibility to order special safety glass, in order to improve the soundproofing of the glass package and to reduce the effects of solar radiation.

## SURFACE FINISH

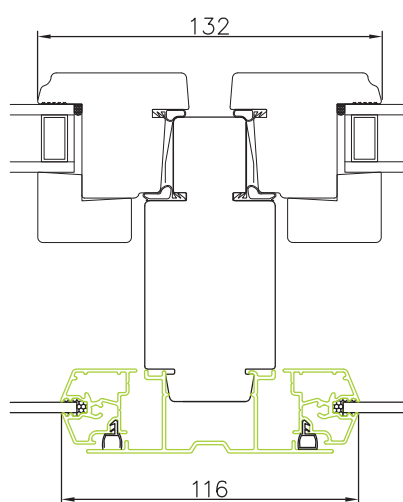
Wood details are coated in our factories with weather-proof paints, stains or lacquers (AkzoNobel, TINTEX). There are a wide range of colour options.

## SEALING

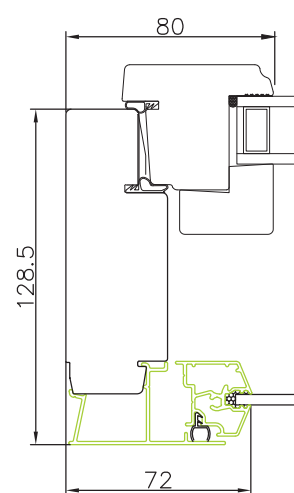
We use TPE sealants.



Upper and lower frame



Vertical impost



Side frame